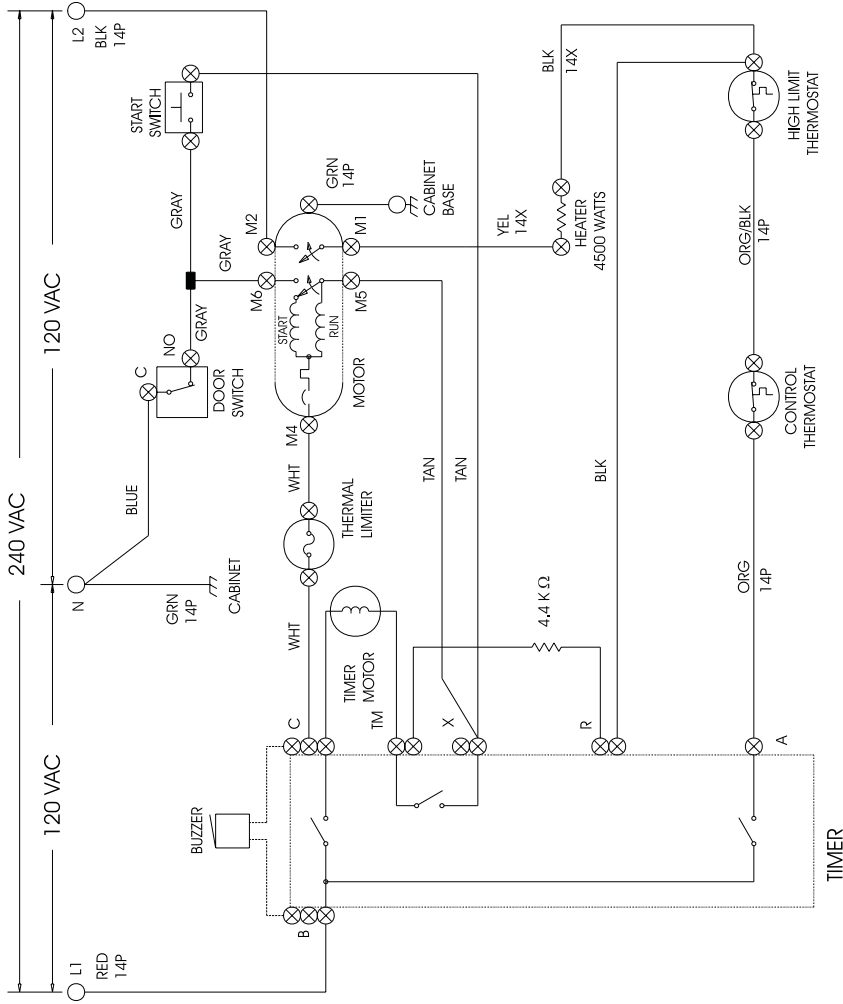
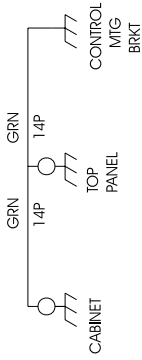


# CAUTION: DISCONNECT ELECTRIC CURRENT BEFORE SERVICING



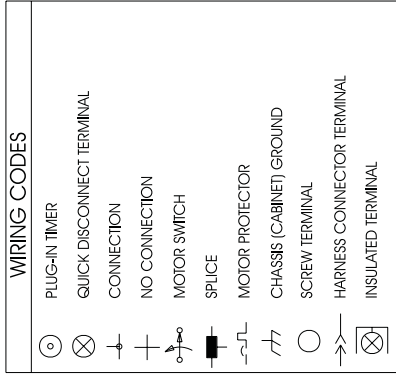
NOTE:  
DASHED LINES INDICATE  
CIRCUITS THAT ARE NOT  
IN ALL MODELS.



## WIRE SPECIFICATIONS

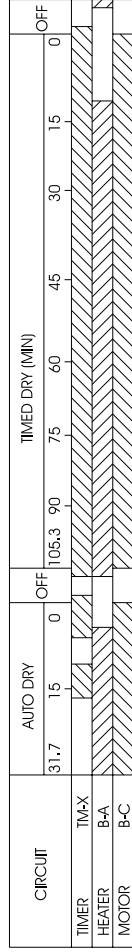
CODE	WIRE GAUGE A.W.G.	INSULATION MATERIAL
18P	18	105°C PVC
14P	14	(POLYVINYLCHLORIDE)
14X	14	125°C X-LINK

NOTE: ALL UNSPECIFIED WIRE CODES  
ARE 18P.



- NOTES:
1. ALL WIRING MUST CONFORM TO LOCAL ELECTRICAL CODES.
  2. CONNECT DRYER TO A 30 AMPERE INDIVIDUAL BRANCH CIRCUIT.
  3. TIMER SHOWN IN OFF POSITION, DOOR SWITCH CLOSED, MOTOR AT REST, & THERMOSTAT CLOSED.

## CYCLES



BAR CHART TO THE LEFT REPRESENTS ONE COMPLETE REVOLUTION OF TIMER SHAFT.

SHADED PORTION OF BAR CHART INDICATES THE PROPORTIONAL TIMES THAT INTERNAL TIMER CONTACTS ARE CLOSED.

